


Thunderbird District

Fall Camporee

Stars and Stripes



Forever

October 25-27, 2002

Fort de Chartres

Scoutmaster and SPL'S Note

Welcome to Thunderbird 2002 Fall Camporee. I anticipate that this year's Fall Camporee will be one of the best.

This year's theme will be Stars and Stripes Forever. Scouts will be challenged to learn common outdoors skills that they might need in the future. For example: building a fire with flint and steel. This camporee is intended to be fun and a learning experience.

Please go over the manual with your Patrol Leaders, Assistant Patrol Leaders, and of course, your scouts. Also it would be beneficial to set up troop meetings to prepare and practice the events. This will enable your scouts to achieve a higher score.

Skits are required this year. Each patrol must turn in their skit by 1:00 p.m. at Headquarters on Saturday. If they do not turn in their skit they will not receive points on their scorecard. This will enable us to choose the skits before the campfire.

Because this is a boy run program, adults, please address your problems to the adult staff members.

We are also asking that every troop bring an American Flag that can be retired at the closing campfire.

Scoutmasters, NO Scouts are allowed on the levee. Anyone past the marked off area will be asked to leave camp immediately! Keep your Scouts off the levee. Also, do not let your Scouts use a pressurized stove unless there is an adult supervising that has their Toasted Chit card. Both of these will be heavily enforced. If we catch a scout on the levee, you will be asked to take them home.

GROUND FIRES ARE FORBIDDEN!!

Sincerely,

Scott Busiek

Campmaster

2002 Fall Camporee
SCHEDULE OF EVENTS
OCTOBER 25,26,27

.....Friday.....

5:00-9:00 p.m.	Check in at HQ
9:30-10:00 p.m.	Scoutmaster and SPL meeting
10:30-11:00 p.m.	Staff Meeting
10:30-11:00 p.m.	Adult Cracker Barrel
11:00 p.m.	Lights Out In Camp

.....SATURDAY.....

7:30-9:00 a.m.	Breakfast and Cleanup
9:00 a.m.	Opening Ceremony
9:15-11:45 a.m.	Morning Activities
12:00-1:15 p.m.	Lunch and Cleanup
1:00 p.m.	Skit Turn In
1:30-1:45 p.m.	Meet at HQ for Afternoon Activities
1:45-4:00 p.m.	Afternoon Activities
4:00-6:30 p.m.	Dinner and Cleanup
6:30 p.m.	Campsite Inspections
7:00 p.m.	Religious Services
8:15-9:30 p.m.	Assemble at HQ for Campfire
9:45-10:15 p.m.	Flag Retirement Ceremony
10:30-11:00 p.m.	Adult Cracker Barrel (bring 1 food item)
11:00 p.m.	Lights Out IN Camp

.....SUNDAY.....

6:00-8:15 a.m.	Breakfast and Cleanup
8:30 a.m.	Closing Ceremony at HQ
9:00 a.m.	Check Out

**Must have a staff member check out your camp before you leave.
A Scout leaves a place cleaner than he found it.**

Camp Rules

Fort de Chartres

- 1) The Scout Oath and Law will be the code of conduct.
- 2) **Have Fun!!!**
- 3) **NO** alcohol beverages. If you are caught with them, you will be asked to leave.
- 4) **NO** firearms, fireworks, bow and arrow, etc.
- 5) **No** pressurized fuel, unless you have your **Toasted Chit Card**.
- 6) **NO** flames of any kind in or around tents.
- 7) **NO** ground fires. Must use above ground pits.
- 8) **HAVE FUN!!!**
- 9) Water sources are strictly for filling water containers.
- 10) **NO** tent ditching.
- 11) Any sports played will need adult supervision at all times. Absolutely no contact sports.
- 12) **NO** Scouts are allowed on the levee. If caught they will be asked to leave.
- 13) **NO** Scouts allowed inside the fort without adult supervision.
- 14) **HAVE FUN!!!**

Orienteering- We will go!

Each patrol will be given instructions which will allow them to move from station to station. After completing each activity they will be given new instructions which will help them find their next destination.

There **must** be one compass per patrol.

1.Knots- Long Distance Knots!

Must tie at least three out of the five knots from outside a ten foot circle around a tree. They are: Clove Hitch, Square Knot, Bowline, Sheetbend, and Timber Hitch. Points will be awarded on quality of knots and how well patrol members work together.

2.Firebuilding- Hotcakes in a Hurry!

Each patrol will be in charge of bringing their own kindling and twigs and a grill. They have to build and light a fire to be able to cook a pancake for which the mix will be provided but skillet and spatula must be provided by patrol. Patrol Leader must eat pancake!!!! Different points will be awarded for how the fire is started. Also if a certain type of fire is used and identified.

3.Knife and Ax Safety- Role Reversal Demo- Scouts instruct the staff!!!!

Patrol members will switch on and off on showing safety measures used to use knives and axes. At least one Pocketknife per patrol. Patrols will be required to set up an axe-yard. We will provide axes, saws, and all supplies.

4.First Aid- Emergency in the Fort!

Patrols will need two spars (6' long), a blanket, and cloth for bandages for this activity. They will have to mend a broken leg and get the injured person out of a 3' deep hole.

5.Build-a-Bridge Workshop!

Each patrol will need to bring two 6' long spars marked with their troop number to headquarters when they register. Scouts will

be expected to build a 10' long bridge using spars and lashings and all scouts will cross the bridge. Then the bridge will need to be disassembled.

Surprises: Each station may have surprises not mentioned in this book. "Be Prepared" for them.

Afternoon Activities

1. Capture the Flag- All scouts who wish to play are required to bring an extra sock to put flour in.*

2. Twenty Questions- There will be a list of twenty questions that each patrol will be given. The answers can be found somewhere in the fort.*

3. H.A.M. Radio- we are hoping to have a H.A.M. radio operator come to the Camporee but we are not making any guarantees.*

4. Surprise- we are also hoping to have some surprise guests at the Camporee.

* Schedules will be given out at registration

Things you need to bring!

8/1/11

4 spars all 6' long per patrol

rope at least 10' per patrol

1 skillet per patrol

1 spatula per patrol

flint & steel or matches per patrol

first aid kit e.g. cloth bandages etc.

1 pocketknife per patrol

compass- 1 per patrol*

1 baby food jar*

1 blanket or tarp for stretcher per patrol

Complete Class A uniform for Flag Retirement Ceremony*

Old Flags to retire

*Must Have

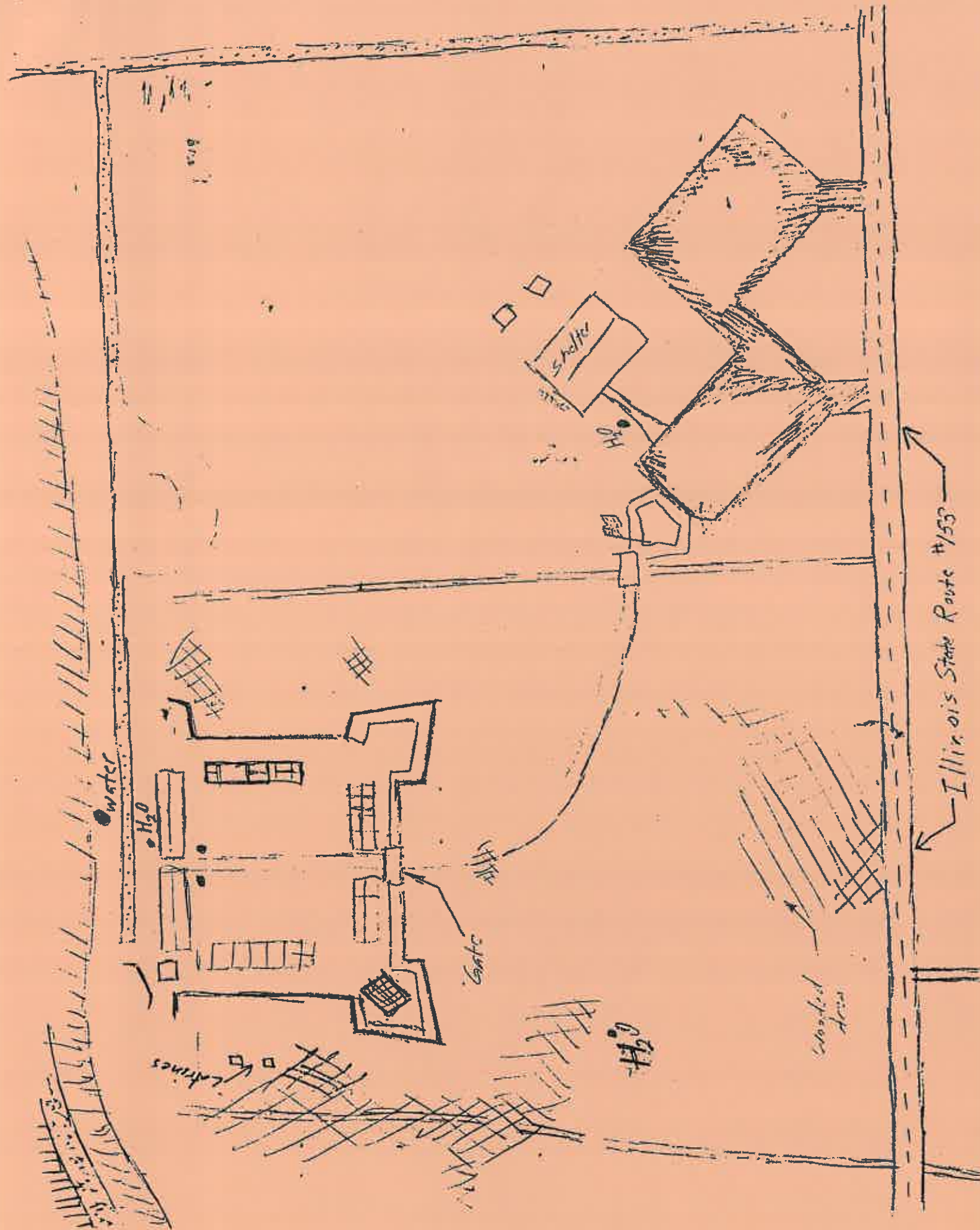
Emergency Procedures And Inclement Weather Procedures

Opening and Closing Ceremony: Rain is not a problem. If other weather conditions exist that the staff feel is a danger in bringing the troops together, we will notify you prior to the ceremony. If we cannot assemble at closing, please send your SPL to HQ for awards.

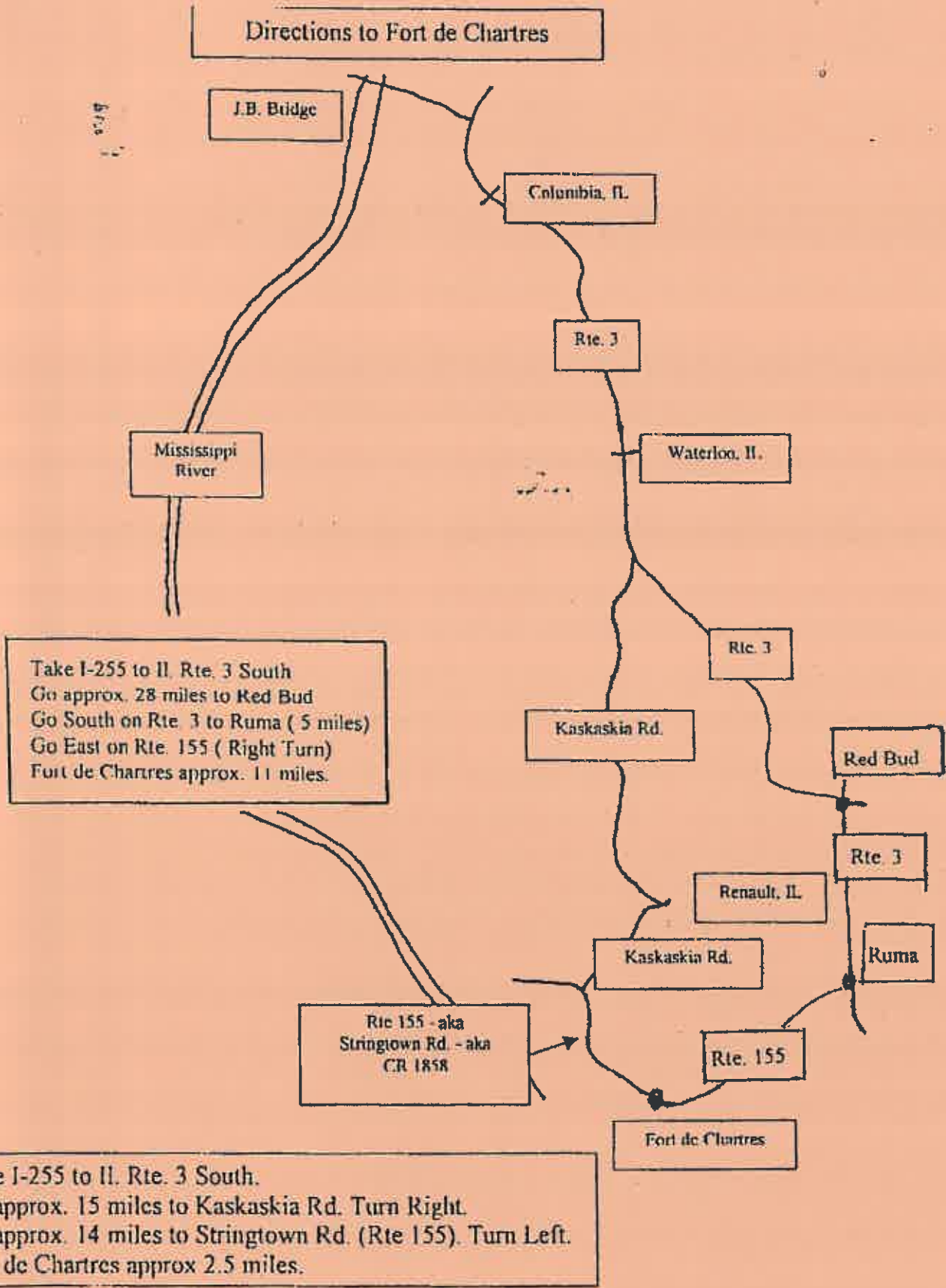
Day Events: Rain is not a problem. If severe weather is imminent, all participants should report back to their campsites. An "ALL CLEAR" notification will be given. In case of a medical emergency contact an adult staff member at HQ. The Unit Leader is the primary contact for giving first aid. PLEASE NOTIFY HQ of any medical problem.

Evening Program: If raining, remain in campsite. Staff will assemble the camp when the rain lets up.

Emergency Procedures: Please contact HQ in case of a fire. Scouts should return to the troop campsite. Please park in the designated areas so that emergency vehicles can have access to the camp. ALL injuries should be reported to HQ.



Directions to Fort de Chartres



Evaluation

To help the campmaster for the next camporee, we request that you write down your thoughts and suggestions to aid him in making the next Thunderbird camporee even better than this one. Thank you for your help and insight.

What I liked.....

What I disliked.....

One thing that we could change.....

Troop _____

SPL _____

PL _____

Please turn in as you check out of camp

If you have any one in your Unit that would be interested in working on the next Camporee staff please have them fill out the bottom of this form.

TROOP: _____

Name: _____ Phone: _____

Name: _____ Phone: _____

Name: _____ Phone: _____

Name: _____ Phone: _____

Name: _____ Phone: _____

Name: _____ Phone: _____

Name: _____ Phone: _____

Name: _____ Phone: _____

Name: _____ Phone: _____

Name: _____ Phone: _____

