

APRIL 21, 22, 23

*Sm
copy*

741-8806

BEAUMONT SCOUT RESERVATION

NUSSER AREA

*2
3*

KEYSTONE DISTRICT



PATROL PREPARATION
1989 SPRING CAMPOREE

ATTENTION

MR. SCOUTMASTER

HERE'S YOUR SPRING CAMPOREE MANUAL

Explaining troop and patrol participation, registration data, the projects inspections, the point scoring system, and other data. INSPECTIONS AND PATROL PROJECTS WHICH ARE TO BE USED ARE EXPLAINED IN THIS LEADER'S MANUAL.

Your troop will derive its biggest benefits from the preparation you and your leaders make in advance. Preparedness can only result in a well-built capable team, the PATROL. Preparedness can result in but one type of award, that of the highest for both the patrol and the troop. Underlying such preparedness we find the development of the patrol system, the development of boy leadership, the sharpening of camping and Scouting skills, and troop pride in achievement.

The Camporee will operate strictly on a patrol system; natural patrols will be used.

Thus, each Patrol leader will require one (1) of the Camporee Manuals which outlines what is expected of the patrol.

In a Troop Leader's Council Meeting, go over the manual very carefully with your patrol and troop leaders.

After complete discussion and understanding, plan the forthcoming patrol and troop meetings so as to be in readiness for the Camporee. Special bonus points will be awarded for a "practice" campout, on your own, of at least 24 hour duration.

Then at least three (3) weeks before the Camporee date, fill in the attached form and mail. Be Sure that your patrol names are included on this form. This will enable the district to begin setting up scoring and campsite assignment procedures.

If your troop lacks necessary camping gear, please call the council office so that proper arrangements may be made to service your requirements.

Other troop officers, such as your Senior Patrol Leader and Junior Assistant Scoutmasters will assume their regular duties as assigned them in the Scoutmaster's Handbook. (Chapter 11) They may not be members of a patrol, but they could serve on the Encampment staff.

ATTENTION

MR. PATROL LEADER

IMPORTANT INFORMATION

1. Troop records... A camporee roster of those Scouts and leaders in attendance should be turned into the District Headquarters on Friday evening. Use the form enclosed in this manual. Additional copies are available at the Council Service Center.
2. Fire Fuel.....Patrols should use wood or charcoal fuel. No live trees should be cut down.
3. Use of water....Water spigots are for the purpose of drinking and filling water containers only.
4. Religious Observance...."A Scout is reverent". Differing services will be provided on Sunday morning.
5. Equipment.....Besides your patrol gear, other equipment will be needed for patrol projects. Please note and fulfill these needs.
6. Camping Code.....The Scout Oath and Law shall be the law of camp.
7. Parking.....Parking will be directed by the district. No parking behind the traffic poles is permitted.

BASIC POLICIES

The following five policies must be adhered to:

Adhering to those policies sets the correct example to the Scouts and gives the scouting program a wholesome effect for its boy members.

1. Lantern.... No type of open flame is allowed in any tent (candles, kerosene, etc.).
2. Liquid fuel....."The use of pressurized (either high or low pressure) stoves or lanterns on council reservations is prohibited."
3. Fireworks.....Absolutely no fireworks are permitted on council camps.
4. Alcohol/Drugs.....No beer or other intoxicating liquors or non-medically prescribed drugs are allowed in our council camps.
5. Smoking.....Smoking is discouraged on council property.

SCOUT LAW

TRUSTWORTHY

A Scout tells the truth. He keeps his promises. Honesty is part of his code of conduct. People can depend on him.

LOYAL

A Scout is true to his family, Scout leaders, friends, school and nation.

HELPFUL

A Scout is concerned about other people. He does things willingly for others without pay or reward.

FRIENDLY

A Scout is a friend to all. He is a brother to other Scouts. He seeks to understand others. He respects those with ideas and customs other than his own.

COURTEOUS

A Scout is polite to everyone regardless of age or position. He knows good manners make it easier for people to get along together.

KIND

A Scout understands there is strength in being gentle. He treats others as he wants to be treated. He does not hurt or kill harmless things without reason.

OBEDIENT

A Scout follows the rules of his family, school, and troop. He obeys the laws of his community and country. If he thinks these rules and laws are unfair, he tries to have them changed in an orderly manner rather than disobey them.

CHEERFUL

A Scout looks for the bright side of things. He cheerfully does tasks that come his way. He tries to make others happy.

THRIFTY

A Scout works to pay his way and to help others. He saves for unforeseen needs. He protects and conserves natural resources. He carefully uses time and property.

BRAVE

A Scout can face danger even if he is afraid. He has the courage to stand for what he thinks is right even if others laugh at or threaten him.

CLEAN

A Scout keeps his body and mind fit and clean. He goes around with those who believe in living by these same ideals. He helps keep his home and community clean.

REVERENT

A Scout is reverent toward God. He is faithful in his religious duties. He respects the beliefs of others.

Schedule

Friday

- 5:00-7:30 p.m. Check in, send complete roster and list of patrol names to the Keystone headquarters.
- 6:00-7:00 p.m. Dinner (should be prepared ahead of time.)
- 10:00 p.m. Campsites quiet, lights out.
- 10:10 p.m. Senior Patrol Leader meeting at the H.Q. fly.

Saturday

- 6:30-8:00 a.m. Wake up, breakfast and clean-up.
- 9:00-9:30 a.m. Opening ceremony, final notes.
- 9:30-11:15 a.m. Patrol Projects.
- 11:15-1:30 p.m. Lunch period, begin cake preparation.
- 1:30-5:00 p.m. Patrol Projects.
- 5:00-5:15 p.m. Free time, prepare for second inspection.
- 5:15-5:45 p.m. Retreat ceremony, second inspection.
- 5:45-7:30 p.m. Dinner preparation and clean-up.
- 8:00 p.m. Assembly for campfire.
- 8:30-9:30 p.m. Campfire Ceremony, skits.
- 9:45 p.m. Return to campsites.
- 10:00 p.m. Campsites quiet, lights out.

Sunday

- 6:30-9:00 a.m. Wake up, light breakfast, and campsite clean-up.
- 9:00-10:00 a.m. Troop, patrol, and individual pack-up.
- 10:00 a.m. Closing ceremony, awards handed out.
- 10:30- a.m. Break camp, have a STAFF member inspect the site.

Notes

AXES, SAWS, AND KNIVES:

For reasons of safety we must insist that **NO AXES OR SAWS MAY BE UNSHEATHED OR USED OUTSIDE OF AN APPROPRIATELY MARKED AX YARD.** (The **ONLY** exception is the use of **STAFF** equipment in cutting wood for the campfire.) We must also insist that, having been outlawed by the Boy Scouts of America, **NO SHEATH KNIFE SHOULD EVER BE UNSHEATHED OR BE IN THE POSSESSION OF ANY SCOUT, OR SCOUTER, OUTSIDE HIS OWN TENT.** Furthermore we request that **NO SHEATH KNIVES SHOULD BE BROUGHT TO FUTURE COUNCIL EVENTS.**

QUESTIONS, COMMENTS, etc.:

These proceedings should be taken up with the Campmaster, who can be reached by inquiring at the headquarters fly in the **STAFF** area.

NOTICE:

THE STAFF AREA IS **ABSOLUTELY OFF LIMITS!** (Except when making inquiries, comments, or other official business.) Also, please **respect your fellow scouts** by staying out of each other's campsites, and remaining quiet after 10:30 in the evening. (If your troop or patrol has trouble with either of these problems feel free to consult a **STAFF** member.)

Patrol Projects

The projects are designed to teach skills as well as cooperation. Please keep in mind that a project judge may adjust a score based on the level of cooperation demonstrated by the patrol. All references are given for the Boy Scout Handbook • Ninth Edition • Eighth Printing.

Project X

References: Boy Scout Handbook (p.175) *first Aid*

Equipment: Supplies adequate for a 5 mile hike - supplied by patrol.

Description: All scouts should come prepared for a 5 mile hike. They should be prepared for any situations that might arise on a hike.

Scoring: 100 point maximum. (Scoring based on preparedness and cooperation during project.)

Erect-a-Tent (Conceived by Troop 228 Eagle patrol.)

References: Boy Scout Handbook (p.72) - *By request staff will give demonstration*

Equipment: Wall tent, and appropriate equipment - supplied by staff.

Description: Scouts will be instructed to erect a council wall tent. Then the patrol will take down the tent and fold it properly.

Scoring:

| | |
|----------------------------|------------|
| Erecting the tent properly | 30. points |
| Folding the tent properly | 30. |
| Cooperation | 40. |

TOTAL: 100. points

*Hang 'em High *rope*

References: Boy Scout Handbook (p. 98)

Equipment: Wooden poles, and lashing material - supplied by the STAFF.

Description: Scouts will be instructed to lash the three poles together to form a tripod. Then the patrol is to hoist ^{it} up in the center of the tripod and held in that position for 30 seconds.

Scoring:

| | |
|-----------------------------------|------------|
| Tripod properly erected | 50. points |
| Patrol leader held for 30 seconds | 30. |
| Cooperation | 20. |

TOTAL: 100. points

Just Project
Fire Extinguishing (Conceived by Troop 98 Bat patrol.)

References: Boy Scout Handbook(p.108)

Equipment: Fire - supplied by STAFF. Water - supplied by patrol.

Description: Scouts are to extinguish a fire using a minimal amount of water. The fire should be out cold to the touch.

Scoring:

| | |
|--|------------|
| Fire properly extinguished | 70. points |
| Extinguished using minimal amount of water | 20. |
| Cooperation | 10. |

TOTAL: 100. points

All the World Is a Stage

Equipment: Any props needed for patrol skits.

Description: Patrols will demonstrate to the judge their skits for the campfire. The judge will then assist them in improving their skit.

Scoring:

| | |
|---------------|-------------|
| Participation | 100. points |
|---------------|-------------|

TOTAL: 100. points

rope
Rope Throwing *3/8 - 1/2" rope*

Equipment: Rope - supplied by STAFF.

Description: Scouts will coil and accurately throw a fifty foot heaving line. Scoring is based on quality of coil and accuracy of the throw.

Scoring:

Rope is properly coiled
Rope accurately thrown

40. points
60.

TOTAL: 100. points

Campers' comments approved?

Perceive a Project

redone or no points

*100 pts/ Patrol
100 pts/ for each Patrol*

References: Anything the patrol can imagine.

Equipment: None.

Description: Each patrol will be asked to come up with a written idea of a project for a camporee. It should be neatly written in ink or typed. It may not be a project that is used in this manual or was used in the Spring '88 manual. The entry should contain a list of references, equipment, and a detailed description. All patrols are urged to participate. Submissions should be turned in at the Headquarters fly in the STAFF area unless instructed otherwise at the camporee.

Scoring:

Concise and complete submission

100. points

TOTAL: 100. points

N.B.: If any of the submissions are used in the Fall's camporee manual the patrol that proposed it will receive **100 bonus points** at that camporee.

Lunch

References: Boy Scout Handbook(p. 117)

Equipment: What ever the patrol sees fit.

Description: The patrol will prepare a well balanced lunch. The lunch must include a meat cooked at camp, a vegetable, a fruit, and a bread. A cooked desert is optional. A portion must be prepared for a staff member.

Scoring:

Lunch prepared is well balanced
Lunch is cleaned up properly
Taste test

50. points
30.
20.

TOTAL: 125. points

Service project:

Equipment: Bow saws (no axes), and gloves - supplied by patrol.

Description: Scouts will be asked to collect wood and cut it into suitable lengths for use in the campfire ceremony. This will be done under the supervision of at least one staff member. To gain credit for this endeavour all of the patrol members must remain at the project site until the fires are built or until dismissed by a staff member.

Scoring:

Completed service project 100. points

TOTAL: 100. points

Campfire Skit

Equipment: The props, costumes, etc. required - supplied by the patrol.

Description: Each patrol should come up with a short, original sketch to be put on at the campfire ceremony. This must be submitted at the headquarters fly before dinner on Saturday.

Scoring:

Participation 100. points

TOTAL: 100. points

INSPECTIONS

Two patrol inspections will be held at the Spring Camporee. The first will be made during the morning patrol project period and will judge:

1. Tents are correctly set up and neat 25 points
2. Patrol equipment clean and neatly stored 25 points
3. Safe axe yard 25 points
4. All fires properly located 25 points
5. Bonus for gadgets 10 points

The second inspection will be held at Saturday's retreat ceremony. Scouts should be in uniform and/or clean and orderly. It will check:

1. Cleanliness and Orderliness of Scouts 25 points
2. All Scouts wearing a uniform 25 points
3. Insignia properly placed 25 points
4. Patrol leader assumes leadership role 25 points

Although Scouts are encouraged to own their own uniform, scoring will take into account that not every Scout can easily obtain one.

Menu to Shopping List Converter

This is to aid the patrol in converting its menu into a shopping list. Just fill in the blanks with the appropriate information as shown in the example. Copies can be made if necessary.

corn for 12 scouts, divided
 by 4 servings per can = 3 cans
3 cans multiplied by \$ 0.37 per unit =\$ 1.11

 _____ for _____ scouts, divided
 by _____ servings per _____ = _____
 _____ multiplied by \$ _____ per unit =\$ _____

_____ for _____ scouts, divided
 by _____ servings per _____ = _____
 _____ multiplied by \$ _____ per unit =\$ _____

_____ for _____ scouts, divided
 by _____ servings per _____ = _____
 _____ multiplied by \$ _____ per unit =\$ _____

_____ for _____ scouts, divided
 by _____ servings per _____ = _____
 _____ multiplied by \$ _____ per unit =\$ _____

_____ for _____ scouts, divided
 by _____ servings per _____ = _____
 _____ multiplied by \$ _____ per unit =\$ _____

_____ for _____ scouts, divided
 by _____ servings per _____ = _____
 _____ multiplied by \$ _____ per unit =\$ _____

_____ for _____ scouts, divided
 by _____ servings per _____ = _____
 _____ multiplied by \$ _____ per unit =\$ _____

_____ for _____ scouts, divided
 by _____ servings per _____ = _____
 _____ multiplied by \$ _____ per unit =\$ _____

(Add all the dollar amounts on this page) Subtotal: \$ _____

_____ for _____ scouts, divided
by _____ servings per _____ = _____
_____ multiplied by \$ _____ per unit =\$ _____

_____ for _____ scouts, divided
by _____ servings per _____ = _____
_____ multiplied by \$ _____ per unit =\$ _____

_____ for _____ scouts, divided
by _____ servings per _____ = _____
_____ multiplied by \$ _____ per unit =\$ _____

_____ for _____ scouts, divided
by _____ servings per _____ = _____
_____ multiplied by \$ _____ per unit =\$ _____

_____ for _____ scouts, divided
by _____ servings per _____ = _____
_____ multiplied by \$ _____ per unit =\$ _____

_____ for _____ scouts, divided
by _____ servings per _____ = _____
_____ multiplied by \$ _____ per unit =\$ _____

_____ for _____ scouts, divided
by _____ servings per _____ = _____
_____ multiplied by \$ _____ per unit =\$ _____

_____ for _____ scouts, divided
by _____ servings per _____ = _____
_____ multiplied by \$ _____ per unit =\$ _____

_____ for _____ scouts, divided
by _____ servings per _____ = _____
_____ multiplied by \$ _____ per unit =\$ _____

_____ for _____ scouts, divided
by _____ servings per _____ = _____
_____ multiplied by \$ _____ per unit =\$ _____

(Add all the dollar amounts on this page) Subtotal₂: \$ _____

Subtotal₁: \$ _____

+ Subtotal₂: \$ _____

FINAL TOTAL: \$ _____

MENU AND DUTY ROSTER FOR THE _____ PATROL / TROOP _____

| | BREAKFAST | LUNCH | SUPPER | BREAKFAST | LUNCH |
|--------------|-----------|-------|--------|-----------|-------|
| MENU | | | | | |
| DUTY ROSTER | | | | | |
| FUEL & WATER | | | | | |
| COOKING | | | | | |
| CLEANUP | | | | | |

Fuel & Water: Maintain water supply; maintain supplies of tinder, kindling and fuel (protected from the weather); start and maintain cooking fire.


Cooking: Assemble food supplies; prepare meal according to menu and recipes; serve meal on time; put food away; put water in cook pots to soak; put wash/rinse water on fire before serving meal.

Cleanup: Setup wash and rinse water; after individuals wash personal utensils, then clean cooking pots and utensils; clean kitchen and dining area; store cooking equipment; dispose of garbage/trash; put out fire.

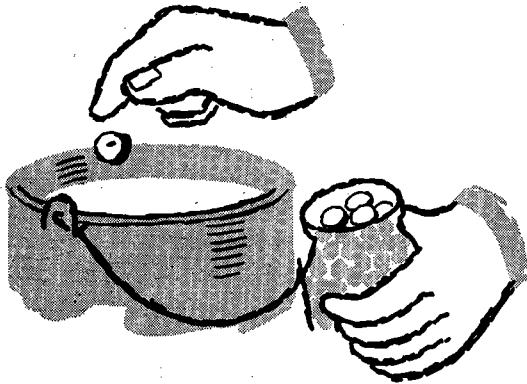
PATROL DISH WASHING

Good dishwashing techniques involve everyone. Both "cleanup Scouts" and other patrol members have responsibilities.

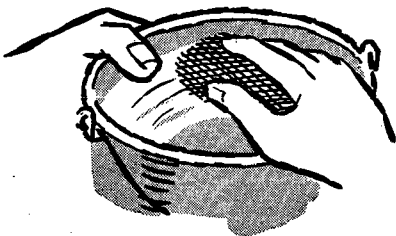
"CLEANUP SCOUTS" DO THIS



1. Start with full pot of boiling water. Some of this, mixed with cold water and liquid soap, becomes the wash water.



2. Add sterilizing agent to the remaining hot water for rinse water.




3. While other Scouts wash their utensils (see next column), "cleanup Scouts" begin cleaning cooking pots.


OTHER SCOUTS DO THIS




4. Each Scout wipes off his own eating utensils.



5. Then he washes them in pot of wash water.



6. Now he rinses and sterilizes utensils by dunking them in pot of rinse water.



7. Finally, he air-dries utensils by placing them on a plastic sheet.

One fact is for sure—efficient patrol dishwashing is necessary to successful patrol cooking.

Actually, the task should not take longer than 20 to 25 minutes if it is a *teamwork* job. The two "cleanup Scouts" set up and supervise the operation, but each patrol member takes care of washing and rinsing his own personal eating gear. Here are the steps to follow:

- The first thing cooks should do to start the meal is to put a large pot of water over the fire. This is used for hot drinks, soups, cooking, etc., during the meal preparation. This pot is refilled with water and placed over a good hot fire *before* the patrol sits down to eat.

- Right after dinner, cleanup Scouts prepare dishwashing water in a second pot by adding soap to a mixture of hot and cold water in the smaller pot. Leave the rinse water over the fire as long as possible to keep it boiling. Spread out a plastic sheet to air-dry dishes. For handling utensils in hot rinse water, use hot-pot tongs.

Note: New chemical germicides are now available which maintain stability in very hot water. When used, the rinse water should be kept as hot as possible to aid air-drying of utensils, but it no longer needs to be kept at a rolling boil if a sanitizing agent has been added.

- Each patrol member wipes out all food particles and grease from his personal eating gear with leaves, dry grass, snow, or paper towel before washing them. (Be sure to burn grass, leaves, or paper.) Two patrol members volunteer to do the personal dishes of the cleanup Scouts; they should be first in the dishwashing line. Cleanup Scouts start scraping out cook pots.

- Each patrol member washes his own dishes. After they are washed in the hot soapy water, the dishes are dunked in the boiling rinse water for a minute, then placed on the plastic sheet to air-dry. Towels should not be used for drying. All of the personal dishwashing should not take longer than 5 or 6 minutes at the most. At this point the other patrol members may leave and the cleanup Scouts finish the job.

- Using a minimum of water with a soft metal scouring pad or abrasive cloth, cleanup Scouts wash out the inside of all pots. They wash and rinse cook pots, then place near fire to dry. (An important tip on pot washing—soap the outside of pots before using them over the fire.)

- Cleanup Scouts spread garbage on the fire to burn. Cans are burned out and crushed and glass containers are washed out and placed in trash disposal or tote-litter bag.

Note: Every patrol should have tote-litter bags with disposable plastic liners to carry out all unburnable trash and garbage. A tote-litter bag is easily made by lining a cloth or heavy paper bag with a plastic bag which is closed with a rubber band or twist sealer. The bag is carried out in the boys' packs where food was carried in. Dispose of inner bag with trash and garbage at nearest recognized disposal or take it all the way home. *Do not bury it.*

- Store dishes and cook pots in a dry, flyproof place such as patrol food box, plastic bags, equipment packs, etc.

- Clean up fireplaces and police the area. Clean, hang up, or put away all dishwashing equipment in a place where it will dry out thoroughly. Check fire before leaving to be sure that it is completely out. *Remember:* This whole process is easily completed by a well-organized patrol in a half hour or less!

PATROL EQUIPMENT FOR DISHWASHING

Two large pots—one for rinsing (6 to 8 qt.), one for washing (4 to 6 qt.)

In long-term camping, larger pots are more convenient

One dish swab

Liquid soap in plastic container

Chemical sanitizing agent

Two or three scouring pads of soft metal or abrasive cloth


Dunking equipment (hot-pot tongs and net dunking bag, if desired)

One plastic sheet, 4 by 4 feet, on which to air-dry dishes

Water container

Two or more large plastic storage bags for dishes

Roll of paper towels



TROOP _____ ROSTER
(to be presented at camp)

Camp _____ Site _____ Dates: From _____ To _____

District _____

(NOTE: Please list Scouts by Patrols)

| Name of Scout | Address | Phone | Rank | Age | | | | | |
|---------------|---------|-------|------|-----|---|---|---|---|---|
| 1 | | | | | | | | | |
| 2 | | | | | | | | | |
| 3 | | | | | | | | | |
| 4 | | | | | | | | | |
| 5 | | | | | | | | | |
| 6 | | | | | | | | | |
| 7 | | | | | | | | | |
| 8 | | | | | | | | | |
| 1 | | | | | | | | | |
| 2 | | | | | | | | | |
| 3 | | | | | | | | | |
| 4 | | | | | | | | | |
| 5 | | | | | | | | | |
| 6 | | | | | | | | | |
| 7 | | | | | | | | | |
| 8 | | | | | | | | | |
| Adult Leaders | Address | Phone | S | M | T | W | T | F | S |
| 1 | | | | | | | | | |
| 2 | | | | | | | | | |
| 3 | | | | | | | | | |

Please list all leaders and indicate period each will be in camp in space provided.
IMPORTANT: If for a two week encampment, list all boys for the first week on one sheet and all boys for the second week on a second sheet.

SPRING CAMPOREE REGISTRATION
KEYSTONE DISTRICT

NOTE: The encampment registration fee is \$1.25 per Scout. This fee includes the emblem. No refunds will be given. Registration form should be in the office at least one week prior to encampment. Leaders may purchase emblems for 75¢ each.

Please register Troop _____ of _____ District.

Enclosed you will find our registration fee of \$ _____ for _____

Scouts. We will have _____ patrols participating.

Signed: _____

Address: _____

City: _____ Zip _____

Phone: H) _____

B) _____

Mail this form and encampment fee to:

Keystone District
Spring Camporee
St. Louis Area Council, BSA
4568 West Pine Blvd.
St. Louis, MO. 63108

FOR OFFICE USE ONLY

Date application received _____ Total Spring Camporee

Fee paid: \$ _____ Receipt NO. _____

Received by: _____