

*KEYSTONE  
DISTRICT  
SPRING CAMPOREE  
2001*



MAY 4 - 6, 2001  
SIOUX PASSAGE  
COUNTY PARK

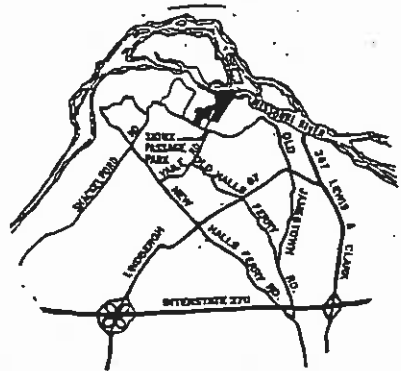
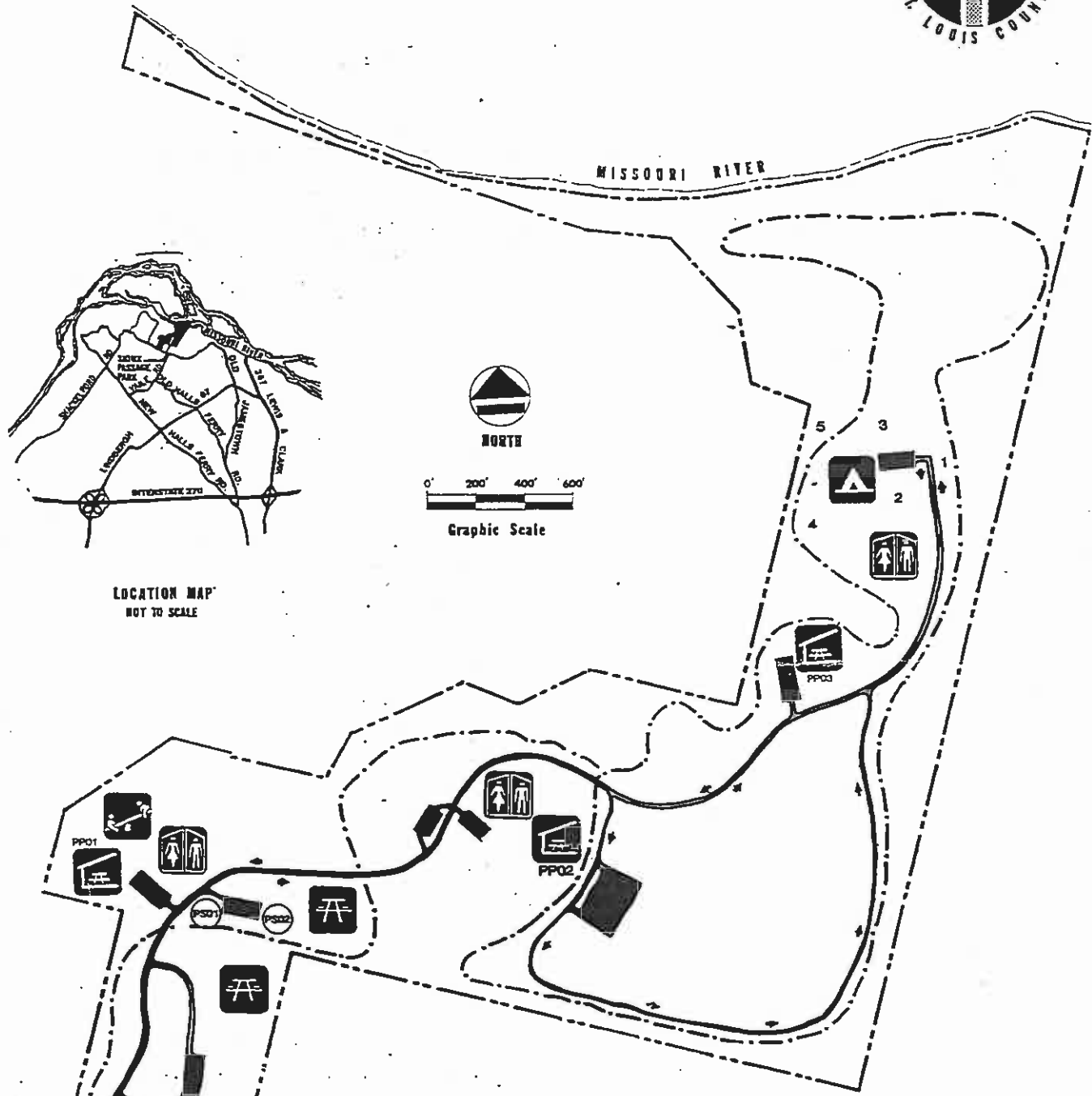


Manual for the  
**2001**  
Keystone District  
**SPRING CAMPOREE**


May 4 – 6, 2001  
Sioux Passage County Park

Abdul Matteuzzi, Campmaster  
Mark Bratkowski, Assistant Campmaster

# SHIUX PASSAGE PARK



LOCATION MAP  
NOT TO SCALE



-  PICNIC AREA
-  PICNIC SHELTER  
PP01 EPSTEIN  
PP02 LENZ  
PP03 BLACK BUFFALO
-  PLAYGROUND
-  RESTROOMS
-  TENNIS COURTS

-  PRIMITIVE CAMPGROUND  
CS01-CS05
-  BLACK BUFFALO TRAIL
-  RESERVABLE  
BARBECUE PIT

On the night of July 14, 1811, Black Buffalo, chief of the Tetona (Sioux) died at Portage des Sioux.

He was present with his band at a treaty being held with the United States authorities. The next day Black Buffalo was buried. Robert Walsh, Secretary of Commission, made a note of the oration delivered over Black Buffalo at the grave after the firing, (the salute) by Om-pah-ton-ga, Big Elk. Big Elk and his band of Omahas (Mahas) were also present. Black Buffalo was buried with the honors of war, Col. James Miller, afterwards the hero of Lundy's Lane, commanding the escort and funeral party.

Big Elk's address was as follows:

"Do not grieve. Misfortunes will happen to the wisest and best of men. Death will come, and always comes out of season. It is the command of the Great Spirit, and all nations and people must obey. What is passed and cannot be prevented should not be grieved for. Be not discouraged or displeased, then, that in visiting your Fathers (the Commissioners) here you have lost your chief. A misfortune of this kind may never again befall you, but this would have attended you perhaps at your own village. Five times have I visited this land, and never returned with sore or pain. Misfortunes do not flourish particularly in our path. They grow everywhere, and (speaking to Governor Edwards and Colonel Miller) what a misfortune for me that I could not have died this day instead of the chief that lies before me. The trifling loss my nation would have sustained in my death would have been doubly paid for by the honors of my burial. They would have wiped off everything like regret. Instead of being covered with the cloud of sorrow my warriors would have felt the sunshine of joy in their hearts.

To me it would have been a most glorious occurrence. Hereafter, when I die at home at the Omaha Village on the Missouri, instead of a noble grave and a grand procession, the rolling music and thundering cannon, with a flag waving at my head, I shall be wrapped in a robe (an old robe perhaps), and hoisted on a slender scaffold to the whistling winds, soon to be blown down to the earth — my flesh to be devoured by the wolves, and my bones rattled on the plain by the wild beasts. (Speaking to Col. Miller). Chief of the soldiers, your labors have not been in vain. Your attention shall not be forgotten. My nation shall know the respect that is paid over the dead. When I return, I will echo the sound of your guns".

As an Indian orator Big Elk had few equals.

Big Elk became Chief of the Omahas in 1800, succeeding Black Bird. He is said to have died in 1846.



OM-PAH-TON-GA  
The Big Elk

## **SPECIAL INSTRUCTIONS FOR SIOUX PASSAGE**

The 2001 Keystone District Spring Encampment is being held at Sioux Passage park on Old Jamestowne Road in North St. Louis county overlooking the Missouri River. The area reserved for Keystone is at the end of Park Road at the Scout area.

A map showing the way is bound in the Manual.

There are special conditions and rules for Sioux Passage that each troop must follow. They are different from those we employ at Beaumont Reservation. Please read the following information and incorporate it into your troop's planning.

**WATER:** Water is available at Sioux Passage Park. The water pump is for filling a unit's container only. All units should bring adequate containers for storage of water and use at their campsite.

**LATRINES:** Portable toilets are on site for the Spring Encampment. Respect these facilities and the privacy of those using them. One toilet will be designated for use by women Scouters.

**RIVER:** The Missouri River forms the north edge of the Sioux Passage Park. Access to it is difficult and swimming or wading is strictly prohibited. Admire it from the bluff.

**TRASH:** There are limited containers at Sioux Passage Park for the disposing of trash and garbage. Each unit should limit the amount of trash it generates and plan to pack its trash out of the park. This is a good opportunity to practice low-impact camping techniques with the menus each unit plans.

**FIRES:** Ground fires are not permitted at Sioux Passage Park. NOTE: All fuel for the Fall Encampment (wood or charcoal) must be provided by each unit. No trees may be cut for firewood. Every unit must plan an alternate method for cooking. Suggested methods are portable charcoal grills, fire raised above the ground on metal screens or grilles or gas-fired camp stoves.

**PARKING:** Parking is permitted only in designated areas, which are clearly marked.

## **ATTENTION: SCOUTMASTER**

HERE IS THE MANUAL FOR THE 2001 SPRING CAMPOREE.....

EXPLAINING TROOP AND PATROL PARTICIPATION, REGISTRATION PROCEDURE, THE SCHEDULE OF ACTIVITIES, THE PATROL EVENTS, THE SCORING SYSTEM, AND PATROL EVALUATIONS.

### PREPARATION

Your troop and patrols will derive the greatest benefit from the spring camporee by *preparing* for it. The requirements for each event are clearly described in this manual. At the next Troop Leaders Council Meeting review the manual thoroughly with your leadership corps and patrol leaders. Each patrol leader should have a copy of the manual.

Your leadership corps should conduct demonstrations and instruction at troop meetings for the benefit of the Scouts in the patrols. The patrol members can practice the skills they have learned in their patrol meetings with the help of their patrol leaders.

### PRE-CAMPOREE

Prior to the spring camporee your troop should conduct a pre-camporee camping trip. This allows the patrol to practice the patrol method in campsite responsibilities and to practice in an outdoor setting for the events that will be held at the spring camporee.

### PATROLS

Scouting works best when the troop's members are divided into patrols. The optimum number of boys in a patrol is 6-8. No patrol may have more than eight members.

Each troop's patrol structure should be formed before the spring camporee patrol should practice as a unit for the events. All of the activities are designed for patrols and the most successful ones will be those who have practiced together. Do not mix boys from different patrols at the spring camporee.

### REGISTRATION

Use the registration forms in this manual or copy them for use at the spring camporee. It is helpful, but not necessary; to have the registration forms completed and submitted before the camporee.

## ATTENTION: PATROL LEADER

### IMPORTANT INFORMATION

1. **Troop Records** – A Camporee Roster of those Scouts and Leaders in attendance should be turned into the District Headquarters on Friday Evening. Use the form enclosed in this manual. Additional copies are available at the Council Service Center.
2. **Fire Fuel** – Patrols should use wood or charcoal fuel. **Do not cut down live trees.**
3. **Use of Water** – Water spigots are for drinking and filling water containers only.
4. **Religious Observance** – “A Scout is reverent.” Differing services will be provided on Saturday evening.
5. **Equipment** – Besides your patrol gear, other equipment will be needed for patrol projects. Please note and fulfill these needs.
6. **Camping Code** – The Scout Oath and Law shall be the law of the camp.
7. **Parking** – Parking will be directed by the District. **No parking behind the traffic poles is permitted.**

### Basic Policies

Adhering to those policies sets the correct example to the Scouts and gives the Scouting program a wholesome effect for its boy members.

1. **Lantern**- No type of open flame is allowed in any tent (candles, kerosene, etc.)
2. **Fireworks** – Absolutely no fireworks are permitted on Council camps.
3. **Alcohol/Drugs** – No beer or other intoxicating liquors or non-medically prescribed drugs are allowed in our Council camps.
4. **Smoking** – Smoking is discouraged on Council property.

## SCOUT LAW

### **TRUSTWORTHY**

A Scout tells the truth. He keeps his promises. Honesty is part of his code of conduct. People can depend on him.

### **LOYAL**

A Scout is true to his family, Scout leaders, friends, school and nation.

### **HELPFUL**

A Scout is concerned about other people. He does things willingly for others without pay or reward.

### **FRIENDLY**

A Scout is a friend to all. He is a brother to other Scouts. He seeks to understand others. He respects those with ideas and customs other than his own.

### **COURTEOUS**

A Scout is polite to everyone regardless of age or position. He knows good manners make it easier for people to get along together.

### **KIND**

A Scout understands there is strength in being gentle. He treats others as he wants to be treated. He does not hurt or kill harmless things without reason.

### **OBEDIENT**

A Scout follows the rules of his family, school, and troop. He obeys the laws of his community and country. If he thinks these rules and laws are unfair, he tries to have them changed in an orderly manner rather than disobey them.

### **CHEERFUL**

A Scout looks for the bright side of things. He cheerfully does tasks that come his way. He tries to make others happy.

### **THRIFTY**

A Scout works to pay his way and to help others. He saves for unforeseen needs. He protects and conserves natural resources. He carefully uses time and property.

### **BRAVE**

A Scout can face danger even if he is afraid. He has the courage to stand for what he thinks is right even if others laugh at or threaten him.

### **CLEAN**

A Scout keeps his body and mind fit and clean. He goes around with those who believe in living by these same ideals. He helps keep his home and community clean.

### **REVERENT**

A Scout is reverent toward God. He is faithful in his religious duties. He respects the beliefs of others.

## PROGRAM: 2001 KEYSTONE DISTRICT SPRING ENCAMPMENT

### SCHEDULE OF EVENTS

#### Friday, May 4th

- 5:00-7:00 p.m. Troops arrive at Sioux Passage.
- 6:00-8:00 p.m. Supper. May be prepared in advance and brought to camp.
- 8:00 p.m. SPL, check that all Scouts in his troop have space in a tent.
- 8:15 p.m. 1) Turn in Troop/Patrol roster and fees to Campmaster.  
2) Discuss and answer questions about Camporee events.
- 8:30 p.m. SPL and Scoutmaster **Cracker Barrel** at District Headquarters. Each troop bring a contribution to share.
- 10:00 p.m. Campsites are quiet. All lights out.

#### Saturday, May 5<sup>th</sup>

- 6:00 a.m. Wake-up
- 6:30 a.m. Prepare and eat breakfast. Clean-up. Prepare patrol campsites and personal gear for Campsite and Equipment Evaluation.
- 6:00-8:00 a.m. Prepare and eat breakfast. Cleanup. Prepare patrol campsites and personal gear for Campsite and Equipment Evaluation.
- 8:00-8:30 a.m. **Opening Ceremony.** Flag Raising. Introduction of Camporee Staff. Distribution of Event Score Cards to Patrols.

#### Saturday, May 5<sup>th</sup> continued

- 8:30-11:30 a.m. **Patrol Events.** Campsite and Equipment Evaluations by Staff.
- 11:30 a.m. Patrols should turn in their utensilless meal menus to camp headquarters.
- 11:30-1:15 p.m. **Utensilless Lunch.** Each patrol should prepare and eat their utensilless meal. Staff members will be by to evaluate the meals.

- 1:15 p.m. Patrol should turn in their campfire skit scripts.
- 1:15-1:30 p.m. Assemble at flag pole for announcements.
- 1:30-4:30 p.m. **Patrol Events.**
- 4:30 p.m. Pie Eating Contest and Skill Relay.
- 4:45-5:30 p.m. Free time. Begin supper preparation. Cleanup and prepare for personal and uniform evaluation.
- 5:30-5:45 p.m. **Retreat.** Flag lowering. Personal and uniform evaluation conducted by Camporee Staff.
- 5:45-6:15 p.m. **Religious Services.**
- 6:15-8:00 p.m. **Supper.** Be sure to allow time for **Cleanup** so that by 8:00 p.m. everything has been cleaned and put away.
- 8:00 p.m. **Evening Program.** Assemble by patrol at the flag pole to be led to the evening campfire site. (Tall Tales Contest)
- 8:15-9:00 p.m. **Campfire: Skits and Entertainment by Patrols and Staff**
- 9:15-9:45 p.m. Order of the Arrow Meeting. Election of new Assistant Campmaster.
- 10:00 p.m. **Day's End...**Campsites Quiet...All lights out.

**Sunday, May 6th**

- 6:30 a.m. Wake-up
- 6:30 – 9:00 Prepare and eat breakfast. Clean-up. Pack personal gear.
- 9:00 – 10:00 Begin breaking camp. Compact all trash, double bag and securely close all trash bags.  
  
Keep aluminum cans, glass and plastic jugs in separate bags so that they can be recycled.
- 10:00 a.m. **Awards Ceremony and Closing.**

## Sunday, May 6<sup>th</sup> continued

10:30 – 12:00 Complete breaking of camp. Police grounds, clean site.

When ready to check out, send a Scout to District HQ to request final inspection of the campsite.

Trash is to be removed from site by each patrol and deposited in the dumpster at the parking area.

### Personal and Uniform Evaluation

1. Are all Scouts Wearing a Scout Shirt and Neckerchief? 10 pts.
  2. Are Scout Shorts/Pants and Socks worn? 5 pts.
  3. Does the Patrol Leader know the Scout Oath or Den Leader know Cub Scout Promise? 10 pts.
  4. Are Scouts Clean and Presentable? 25 pts.
- Possible Points 50 pts.

## NOTES TO PARTICIPANTS

### 1. Troop Campsite Locations

Check-in with the traffic director when arriving at Laemmlli Area. He will have a map showing where troops may camp, where patrol events will be held, where the evening campfire will be held, where the parade ground is located, etc. It is essential that troops respect this map and set up only in the areas shown for troop camping.

The campmaster and his advisor will direct any troop or patrol that sets up in violation of this procedure to move its campsite to the proper location.

### 2. Patrol and Scout Participation

The camporee staff will work to ensure that every Scout in a Patrol participates in Events. The emphasis of this camporee is patrol participation, cooperation and teamwork.

### 3. Organization

Score Cards: Each patrol will be issued a scorecard on Saturday morning that will be the patrol's official score card for the fall camporee. At each event the staff member will write the patrol's score on the card, then he and the patrol leader will initial it. The score card must be taken to every event for the patrol to receive an official score. Each staff member will also keep a score card, but only as a reference. Bring a clipboard for carrying and protecting the score card. Score cards will be collected at the evening retreat and each patrol's scores posted at the end of the day at staff headquarters.

Event Scheduling: At the opening ceremony each patrol will also be given a schedule showing which event it is to go to first and the order of events to go to after that.

Patrol Counselor: A fall camporee staff member will be assigned as a staff counselor to each patrol. That staff member will conduct the patrol's personal evaluation at evening retreat and check the grounds before the patrol leaves on Sunday.

### 4. Timekeeping

To keep the encampment moving on schedule there will be a bell or horn kept at district headquarters. It will be sounded at key times during the camporee to announce the beginning and/or end of the major events.

## 5. Religious Observances

The Keystone District, through the Greater St. Louis Area Council, will invite clergy to the Spring Encampment to conduct religious services on Saturday evening. Everyone is encouraged to attend the service of his respective faith. The Services are scheduled to occur at 5:45 p.m., after the Evening Retreat and before supper. Locations of the services will be announced at the Retreat.

## 6. Low-Impact Camping

Sioux Passage Park will be a new experience for some of the scouts in Keystone District. For the rules and guidelines refer to **Special Instructions** in this Manual. It is important that each Troop and Patrol do as much as possible to reduce the impact it makes on the grounds of Sioux Passage Parkway during the Spring Encampment. Among these are:

- a) The water hydrant is for filling a Troop or Patrol's containers only. Hand washing, etc., should occur at the campsite.
- b) No cutting of trees is permitted for fire wood.
- c) Reduce the quantity of trash and garbage by carefully planning the menus and packing food for the Spring Encampment. There is very limited space for trash so the less you have, the better. Organize food into the correct quantities and re-pack it into plastic bags. That way there should be no waste food and minimum waste packaging at the end of the weekend.

## 7. Council Equipment

Since this Spring Encampment is not taking place on Greater St. Louis Area Council property, **no council equipment will be available**. All units should plan to supply all of their own equipment needs.

## 8. Webelos Dens and Leaders are Welcome at the Spring Encampment

Webelos dens are encouraged to attend the Spring Encampment and to participate. The dens will do the same events as the Scout Troop patrols, but will only compete against other Webelos Dens. Leaders may bring the den for just the day on Saturday or for the whole weekend. Webelos Dens accompanying Scout Troops must have their own leadership present and participate as a den. They may not be blended into the ranks of the Troop.

**Cub Scouts who are not Webelos may not camp overnight at the Camporee.**

## CAMPOREE SCORING SYSTEM

<u>Scored Events</u>	<u>Maximum Points</u>
Patrol Events	1300 pts.
Pre-Camporee	100 pts.
Patrol Skit	100 pts.
Campsite Evaluation	150 pts.
Uniform and Personal Evaluation	<u>50 pts.</u>
<b>Maximum Possible Score</b>	<b>1700 pts.</b>

### Camporee Awards

Every Patrol participating in the Camporee will be recognized, but only those competing and earning points as outlined below will receive Award Recognition.

Patrol Award of Merit and Honor	1700-1500 points
Patrol Award of Merit	1499-1275 points
Patrol Award	1274- 850 points
Camporee Award	Less than 850 points

Troops will be given awards on the same point basis as the Patrol Awards by taking an average of the Troop's patrol scores.

### Sources of Information for Patrol Events

On the following pages the various Camporee Patrol Events are described. For many of the events, sources of information are identified to assist the Patrol in preparation. References are as follows:

The Boy Scout Handbook, 11<sup>th</sup> Edition, 1998

Fieldbook, Boy Scouts of America, 3<sup>rd</sup> Edition, 1984

## Patrol Evaluations: What is Expected

Campsite and Equipment evaluation will occur Saturday morning. The evaluation will only be made with an Adult Leader present so Leaders should make an effort to be in camp. Personal and uniform Evaluation will occur at the Evening Retreat.

<u>Campsite and Equipment Evaluation</u>	<u>Points</u>	<u>Expectation</u>
<u>CAMPSITE</u>		
1. Campsite Layout	5	Tents away from cooking area
2. Campsite Adequate Protection	5	Drainage, Circulation, and Wind
3. Tents and Dining Fly	5	Properly erected; ropes not in paths
4. Food Storage	5	All food in cooking area (not in tents)
5. Cooking area properly located	5	Away from tents (not in pathway)
6. Garbage Disposal Location	5	Away from Food Prep area
7. Safe ax yard	5	Roped-off and cleared, out of traffic
8. Improvising Equipment	5	Ingenuity by the Patrol
9. Flags	5	Patrol Flag prominently displayed
10. Bulletin Board, Protected from weather with duty roster & menus	5	List includes all scouts; shows complete menus
11. Campsite Gateway	5	A clear entrance location
Bonus >>> Identification	5	Sign of name or no. of patrol/troop
Bonus >>> Lashings	5	Campsite gadgets
<u>EQUIPMENT</u>		
1. Personal	5	If not in use, stored out of sight
2. Troop or Patrol (Adequacy)	5	Patrol box, Lantern, Grill, Tools
3. Troop or Patrol (Care)	5	Well maintained, clean
<u>FOOD</u>		
1. Supplies	5	Adequate Food Properly Stored
2. Menu (must be posted)	5	Well-balanced, variety
3. Adequate cooking equipment	5	Clean pots, pans, and skillets
4. Adequate dish washing equipment	5	Large pots, dish rack, scrub pads
<u>SAFETY AND SANITATION</u>		
1. First aid kit	5	Prominently displayed; fully equipped
2. Care of Food & Water	5	Refrigerated, closed containers
3. Use and Care of Tools	5	Sheaths on all saws and knives
4. Care and disposal of garbage	5	Container with a closeable top
Bonus >>> Recycling	15	Alum. cans, glass, plastic separated
Bonus >>> Compacting	5	Flatten everything thrown out
5. Care and Storage of Firewood	5	Dry, proper sizes, covered
6. Cooking Location Safety	5	Away from tents, out of traffic paths
Points Possible:	120	
Bonus points possible:	30	

## Camporee Events

### **Pre-Camporee**

Every Patrol is encouraged to attend an overnight pre-camporee in advance of the Spring Camporee. The purpose is to practice the skills that will be needed for the projects at the Spring Camporee. If an overnight pre-camporee is not possible, an all-day event may be substituted. To gain credit each patrol should submit to the Campmaster by 4:00 p.m. on Saturday, a written statement signed by its Scoutmaster and Patrol Leader describing when and where its Pre-Camporee was held.

#### Scoring:

Overnight Pre-Camporee	100 pts
Day-Only Pre Camporee	50 pts

### **Campfire Skit**

All patrols are encouraged to perform a skit at the Saturday night campfire. A description of each skit should be written on the form bound in the camporee manual and turned in to Camp Headquarters no later than 1:15 p.m. Skits should be creative, clean and humorous. If the Campmaster has questions about the skit, the patrol may be asked to perform it for him.

#### Scoring:

Skit Submitted by 1:15 p.m.	50 pts
Skit Performed at Campfire	40 pts
Originality of Skit	10 pts

### **Service Project ( Equipment should be supplied by each patrol. )**

Keystone will be doing a service project during the Camporee, and we need your help. Patrol members should bring gloves, rakes and shovels. Each patrol should check in with the Service Project leader and do the job that he/she assigns. Points will be awarded to each patrol that participates in the Service Project. A bonus will be given to the patrol that shows the most spirit and teamwork.

#### Scoring:

Completion of Job	100 pts
Bonus	
Patrol Yell	5 pts
Teamwork	<u>5 pts</u>
Total Possible Points	110 pts

## First-Aid

*pp 287-329 1998 Edition Boy Scout Handbook*

In this event, each patrol must bring their troop's first-aid kit, and will be checked to make sure everything is there. The patrol leader will be given a scenario to act out by the Staff Leader, while the patrol members identify the problem and carry out all the proper steps to help the victim.

### Scoring:

First - Aid Kit	25 pts
Identification of Problem	25 pts
Solution Correctly Carried Out	50 pts
Patrol Flag and Yell	<u>5 pts</u>
Total Possible Points	105 pts

## Skill Relay

All patrols will participate in this event at the end of the day's activities. It will consist of a series of stations at which a scout skill must be successfully demonstrated to the staff member in charge. As soon as one is completed the patrol will run, or walk, to the next station. The patrol with the most correct answers in the fastest time wins. The patrols will leave from a starting line as directed by the starter at scattered intervals.

### Scoring:

Correct Answers (5 at 10 pts each)	50 pts
Patrol Discussion and Cooperation	20 pts
Fastest Time (2nd-20, 3rd -10)	<u>30 pts</u>
	100 pts

## Flagpole

*pp 137-148 1998 Edition Boy Scout Handbook*

The patrol will be given 5 pieces of wood with which to construct a flagpole for their patrol flag. All 5 pieces of wood must be used. Lashings are the only way in which the patrol is permitted to hold the wood together. Finally, this must be a working pole, meaning the flag must be able to be raised and lowered. A length of rope will be provided by the staff to be used as the flag line. All other rope must be provided by the patrol.

### Scoring:

All 5 Pieces of Wood Used	25 pts
Working Design	25 pts
Correct Lashings	25 pts
Patrol Cooperation	25 pts
Patrol Flag and Yell	<u>5 pts</u>
Total Possible Points	105 pts

## Flapjack Flip

The Patrol is given 5 min. to gather wood and start a fire. Then the Patrol will be required to mix a batch of pancakes, cook one over its fire, then flip the pancake over a string held 6'-0" above ground. After the pancake is cooked, it will be given to the Patrol Leader to eat. The patrol will provide the skillet for making the pancakes. Staff will provide the pancake batter.

\* No spatulas will be permitted to be used in flipping the pancake over the line. \*

### Scoring:

Fire Built Within Time Limit	50 pts
Pancake Properly Flipped	25 pts
Patrol Leader Eats It	<u>25</u> pts
	100 pts

## Utensiless Cooking

*pp 279-280 1998 Edition Boy Scout Handbook*

Detailed lunch menu must be turned in to assigned staff member by 11:30 Sat. morning.

Each patrol must cook a lunch without using any man-made containers such as tin cans, skillets, pots, pans, aluminum foil or cooking aids such as forks, spoons, metal grills or spatula. Scoring will be based on the entire preparation as well as the results. The meal must include fresh meat, a bread, a vegetable, and a dessert. Each item must be cooked to earn points. Innovative (if effective) cooking methods will be rewarded with higher scores. Your assigned staff member will supervise and judge the creativity of your meal.

### Scoring:

Preparation and Cooking Method	35 pts
Meal Ready to Eat During Lunch Hours	25 pts
Meat, Bread, Vegetable, and Dessert cooked and edible at 10 pts each	40 pts
Clean-up	<u>10</u> pts
Total Points Possible	110 pts

## Low-Impact Camping

*pp 232-235, 242-256 1998 Edition Boy Scout Handbook, pp 3-7 Field Book*

This event will be a quiz in which the patrol members will be asked 'true/false' questions about low-impact camping. The staff leader will describe a camping or hiking activity and ask if the description fits the definition of low-impact camping. He will ask the questions of specific patrol members.

### Scoring:

Correct Answers (20 at 4 pts each)	80 pts
Cooperation and Teamwork	20 pts
Patrol Flag and Yell	<u>5</u> pts
Total Points Possible	105 pts

## **Pie Eating Contest**

Each patrol will select one member to represent them in this contest. One pie will be placed in front of each participant. The participants must not use their hands while eating the pie. All participants will begin eating at the same time. Points will be distributed according to the order in which the participants finish. All other patrol members may cheer on their representative from a distance.

### Scoring:

1st place	100 pts
2nd place	90 pts
3rd place	80 pts
4th place	70 pts
Participation	50 pts

## **Stable Structure**

*pp 137-148 1998 Edition Boy Scout Handbook*

A small amount of toxic waste has been discovered in Sioux Passage Park. Possibly, chlorinated water from the swimming pool. Each patrol must transfer some of this highly contaminated material to a safe zone. Each patrol will be provided with a large can full of toxic waste. Also, each patrol will be provided with six poles in which they must construct a rigid transporting device to carry away all of the hazardous waste. Each patrol must keep in mind that they must use all six poles, and build them in such a way that if pressure is applied to any side the device will not deflect. Watch Out! Be sure not to allow any hazardous waste to spill. We don't want to harm any of the local raccoons.

### Scoring:

Patrol uses all 6 poles	30 pts
Team Work	20 pts
Bucket completes course less than 1/2 full	20 pts
Bucket completes course 1/2 full	30 pts
Bucket completes course 3/4 full	40 pts
Bucket completes course more than 3/4 full	50 pts
Bonus:	
Patrol Yell	5 pts
Least Water Spilled	5 pts
Total Possible Points	110 pts

## TALL TALES Contest

Every Patrol should choose its strongest, bravest, and most fearless member to tell the rest of the Camp at the Evening Retreat just how strong he really is. In two minutes he should describe an event that proves his great strength. The winners will be chosen by the amount of applause that he receives from the camp for his story. The Patrol will score points and the Story Teller will be recognized and rewarded.

### Scoring:

First Place	50 pts
Second Place	35 pts
Participation	20 pts

## Balloon Toss

Each patrol will select two of its members to participate in this event. Each of these two members will stand along a rope facing each other. One member will be given a water balloon. When everyone has gathered the Scouts will be instructed to toss the water balloon to the other patrol member. Any patrol that drops their balloon will be disqualified. After each successful toss, the two ropes will be moved further apart. The patrol that has not dropped their balloon in the end is the winner.

### Scoring:

1st place	100 pts
2nd place	90 pts
3rd place	80 pts
4th place	70 pts
Participation	50 pts

## Measuring Distances

*pp 120-125 1998 Edition Boy Scout Handbook*

In this Event each patrol should be able to measure distances on a map and to measure height and width of natural features at Sioux Passage Park.

### Scoring:

Map Measurement	20 pts
Horizontal Measurements	30 pts
Vertical Measurements	30 pts
Team Work	20 pts
Patrol Flag and Yell	<u>5</u> pts
Total Possible Points	105 pts

## Murder Mystery

Mr. Boddy, Scoutmaster of Troop 0, has been found dead lying face down in the field with small pieces of plastic around his head. The murderer is thought to be a member of the Camporee Staff. Patrols will receive clues at specific events that will help uncover the identity of the suspect. Patrols must submit answers to Camporee HQ by 4:00pm. A special award will be given to the patrol who submits the correct answer first.

### Scoring:

Correct Answer	30 pts
Correct Answer, Submitted Earliest	20 pts Bonus
Participation (10 pts. per Station)	<u>50 pts</u>
	100 pts. max. score

**MENU AND DUTY ROSTER FOR THE \_\_\_\_\_ PATROL / TROOP \_\_\_\_\_**

	BREAKFAST	LUNCH	SUPPER	BREAKFAST	LUNCH
MENU					
DUTY ROSTER					
FUEL & WATER					
COOKING					
CLEANUP					

**Fuel & Water:** Maintain water supply; maintain supplies of tinder, kindling and fuel (protected from the weather); start and maintain cooking fire.

**Cooking:** Assemble food supplies; prepare meal according to menu and recipes; sever meal on time; put food away; put water in cook pots to soak; put wash/rinse water on fire before serving meal.

**Cleanup:** Setup wash and rinse water; after individuals wash personal utensils, then clean cooking pots and utensils; clean kitchen and dining area; store cooking equipment; dispose of garbage/trash; put out fire.



# PATROL DISH WASHING

Good dishwashing techniques involve everyone. Both "cleanup Scouts" and other patrol members have responsibilities.

## "CLEANUP SCOUTS" DO THIS



1. Start with full pot of boiling water. Some of this, mixed with cold water and liquid soap, becomes the wash water.



2. Add sterilizing agent to the remaining hot water for rinse water.



3. While other Scouts wash their utensils (see next column), "cleanup Scouts" begin cleaning cooking pots.

## OTHER SCOUTS DO THIS




4. Each Scout wipes off his own eating utensils.



5. Then he washes them in pot of wash water.



6. Now he rinses and sterilizes utensils by dunking them in pot of rinse water.



7. Finally, he air-dries utensils by placing them on a plastic sheet.

One fact is for sure—efficient patrol dishwashing is necessary to successful patrol cooking.

Actually, the task should not take longer than 20 to 25 minutes if it is a teamwork job. The two "cleanup Scouts" set up and supervise the operation, but each patrol member takes care of washing and rinsing his own personal eating gear. Here are the steps to follow:

- The first thing cooks should do to start the meal is to put a large pot of water over the fire. This is used for hot drinks, soups, cooking, etc., during the meal preparation. This pot is refilled with water and placed over a good hot fire before the patrol sits down to eat.

- Right after dinner, cleanup Scouts prepare dishwashing water in a second pot by adding soap to a mixture of hot and cold water in the smaller pot. Leave the rinse water over the fire as long as possible to keep it boiling. Spread out a plastic sheet to air-dry dishes. For handling utensils in hot rinse water, use hot-pot tongs.

**Note:** New chemical germicides are now available which maintain stability in very hot water.

When used, the rinse water should be kept as hot as possible to aid air-drying of utensils, but it no longer needs to be kept at a rolling boil if a sanitizing agent has been added.

- Each patrol member wipes out all food particles and grease from his personal eating gear with leaves, dry grass, snow, or paper towel before washing them. (Be sure to burn grass, leaves, or paper.) Two patrol members volunteer to do the personal dishes of the cleanup Scouts; they should be first in the dishwashing line. Cleanup Scouts start scraping out cook pots.

- Each patrol member washes his own dishes. After they are washed in the hot soapy water, the dishes are dunked in the boiling rinse water for a minute, then placed on the plastic sheet to air-dry. Towels should not be used for drying. All of the personal dishwashing should not take longer than 5 or 6 minutes at the most. At this point the other patrol members may leave and the cleanup Scouts finish the job.

- Using a minimum of water with a soft metal scouring pad or abrasive cloth, cleanup Scouts wash out the inside of all pots. They wash and rinse cook pots, then place near fire to dry. (An important tip on pot washing—soap the outside of pots before using them over the fire.)

- Cleanup Scouts spread garbage on the fire to burn. Cans are burned out and crushed and glass containers are washed out and placed in trash disposal or tote-litter bag.

**Note:** Every patrol should have tote-litter bags with disposable plastic liners to carry out all unburnable trash and garbage. A tote-litter bag is easily made by lining a cloth or heavy paper bag with a plastic bag which is closed with a rubber band or twist sealer. The bag is carried out in the boys' packs where food was carried in. Dispose of inner bag with trash and garbage at nearest recognized disposal or take it all the way home. Do not bury it.

- Store dishes and cook pots in a dry, flyproof place such as patrol food box, plastic bags, equipment packs, etc.

- Clean up fireplaces and police the area. Clean, hang up, or put away all dishwashing equipment in a place where it will dry out thoroughly. Check fire before leaving to be sure that it is completely out. Remember: This whole process is easily completed by a well-organized patrol in a half hour or less!

## PATROL EQUIPMENT FOR DISHWASHING

Two large pots—one for rinsing (6 to 8 qt.), one for washing (4 to 6 qt.)

In long-term camping, larger pots are more convenient

One dish swab

Liquid soap in plastic container

Chemical sanitizing agent

Two or three scouring pads of soft metal or abrasive cloth

Dunking equipment (hot-pot tongs and net dunking bag, if desired)

One plastic sheet, 4 by 4 feet, on which to air-dry dishes

Water container

Two or more large plastic storage bags for dishes

Roll of paper towels



# CAMP ROSTER

**EVENT** \_\_\_\_\_ **DATES: FROM** \_\_\_\_\_ **TO** \_\_\_\_\_

Camp \_\_\_\_\_ Site \_\_\_\_\_  
 Unit # \_\_\_\_\_ District \_\_\_\_\_

(NOTE: Please list Scouts by Patrols - Cubs by Dens)

Name of Cub, Scout or Explorer	Address	Phone	Rank	Gender	Age
1.					
2.					
3.					
4.					
5.					
6.					
7.					
8.					
9.					
10.					
11.					
12.					
13.					
14.					
15.					
Adult Leaders (2 minimum)	Address	Phone	Pos.	Gender	Period in Camp



**2001 KEYSTONE SPRING ENCAMPMENT**  
**CAMPFIRE SKIT DESCRIPTION FORM**

\_\_\_\_\_ Patrol of Troop \_\_\_\_\_

Title of Skit: \_\_\_\_\_

Description:

Reviewed and Approved by: \_\_\_\_\_

**This Form should be completed and submitted to Camp Headquarters  
no later than the 1:15 Camp Assembly**



**KEYSTONE DISTRICT  
SPRING CAMPOREE REGISTRATION FORM**

---

---

NOTE: The camporee registration fee is \$3.00 per Scout. This fee includes the emblem. **No refunds will be given.** Registration forms should be in the office at least one week prior to encampment. Leaders may purchase emblems for \$1.00 each.

---

---

Please register Troop \_\_\_\_\_ of Keystone District

Enclosed you will find a registration fee \$ \_\_\_\_\_ for \_\_\_\_\_ people

We will have \_\_\_\_\_ patrols participating

Name: \_\_\_\_\_

Address: \_\_\_\_\_

City: \_\_\_\_\_ State: \_\_\_\_\_ Zip: \_\_\_\_\_

Phone: (H) \_\_\_\_\_

(B) \_\_\_\_\_

*Mail this form and encampment fee to:*  
**Keystone District  
Spring Camporee  
Greater St. Louis Area Council, BSA  
4568 West Pine Boulevard  
St. Louis, MO 63108-2179**

---

**FOR OFFICE USE ONLY**

Date application received \_\_\_\_\_ total encampment fee.

Fee paid \$ \_\_\_\_\_ Receipt Number \_\_\_\_\_

Received by \_\_\_\_\_

Keystone Account # 1.6801.514.20

Return the Registration Form ASAP  
THANK YOU

